


RESEARCH

Open Access



Differential associations among social support, health promoting behaviors, health-related quality of life and subjective well-being in older and younger persons: a structural equation modelling approach

Phoenix K. H. Mo¹, Eliza L. Y. Wong^{1*} , Nelson C. Y. Yeung¹, Samuel Y. S. Wong¹, Roger Y. Chung¹, Alan C. Y. Tong², Chris C. Y. Ko³, Jia Li¹ and Eng-kiong Yeoh¹

Abstract

Background: Extensive studies have confirmed social support as a critical protective factor of people's health-related quality of life (HRQoL) and subjective well-being (SWB). However, health promoting behaviors as a potential mechanism and age differences in this mechanism has received fewer attention. This study aims to examine the associations among social support, health promoting behaviors, HRQoL and SWB in older and younger persons in Hong Kong.

Method: A convenience sample of both younger (12–35 years old) and older persons (55 years old and above) were recruited from three non-government organizations to complete a survey. Structural Equation Model (SEM) was conducted to test both the measurement model and structural models to examine the relationship between social support, health promoting behaviors, HRQoL and SWB. Multi-group SEM was also performed and compared to test whether there were significant age differences in the pathways between the key variables.

Results: A final sample of 408 participants (older-persons: N = 200 (mean age: 71.63 (8.16); 180/200 female), younger-persons: N = 208 (mean age: 18.10 (5.04); 155/208 female) were included in the final analysis. Results showed that social support was positively associated with SWB directly and indirectly through health promoting behaviors for the whole sample (CFI = .95, IFI = .94, RMSEA = .07, SRMR = 0.056). Results suggested that the association between the variables differed across age samples. While social support showed a positive association with health promoting behaviors for both younger and older persons, how each of them associated with HRQoL and SWB was different.

Conclusion: Findings suggest that the pathway which social support linked with HRQoL and SWB might differ across age groups. Age-specific strategies should be considered when promoting HRQoL and SWB among the younger and older population.

Keywords: Social support, Health-related quality of life, Health promoting behaviors, Younger persons, Older adults, Structural equation modelling

*Correspondence: lywong@cuhk.edu.hk

¹ Centre for Health Systems and Policy Research, JC School of Public Health and Primary Care, The Chinese University of Hong Kong, Shatin, Hong Kong

Full list of author information is available at the end of the article

Introduction

Health-related quality of life (HRQoL) is a multi-dimensional concept that is related to an individual's physical, mental, and social functioning [1, 2]. It is a broad term



involving different perspectives of an individual's life. A related and equally important concept is subjective well-being (SWB), which includes positive self-evaluations and affective reactions to one's experiences [3]. Both HRQoL and SWB have been used as key indicators of health of a population [2, 4]. Being different from traditional quantifiable indicators (e.g. mortality and morbidity), HRQoL and SWB depict the overall impression of a patient's condition as they represent the endpoint most pertinent to the person [4, 5]. In terms of disease prevention, HRQoL and SWB are important factors for monitoring individuals' health status. Studies among the disease populations have also shown that HRQoL and SWB were closely related to clinical indicators, morbidity, mortality, and survival [6–8]. One study among a representative sample of 1,681 older persons in Chile found that lower perception of quality of life (QoL) was a significant predictor of five-year mortality [9].

The important role of HRQoL and SWB has been considered and documented extensively in both the younger and older populations. In a chronic disease setting, HRQoL and SWB are the prime focus of treatment and care [10]. As an individual ages, their HRQoL and SWB may also change with their life events and personal development during the transition. It is therefore important to examine the HRQoL and SWB among individuals in different stages of life, and to explore if their associated factors may differ across individuals in different age.

Influence of social support on HRQoL and SWB

HRQoL and SWB can be affected by a range of personal, psychosocial, and behavioral factors [11]. Among all the social determinants of health, social support is a well-documented protective factor for people's HRQoL and SWB. For instance, studies have also shown that support and satisfaction with the community were associated with better community SWB and HRQoL [12, 13]. One study among older persons receiving CBT treatment showed that positive change in social support was associated with improvement in QoL beyond the effects of the CBT treatment [14].

Social support is broadly defined as one's perception that they are being cared for and that assistance would be available when needed [15, 16]. It is mainly provided by family members, close friends, or the community [17]. Theoretical models, namely social network and social capital, have attempted to explain the mechanisms regarding how social capital can influence health. Specifically, social support helps to buffer stress, provide protective psychological resources (e.g., self-control, self-efficiency, mastery), and health-promoting norms and attitudes to promote health behaviors and outcomes [18, 19].

Influence of social support on HRQoL and SWB: health promoting behaviors as a mediator

Despite the numerous studies linking social support with health and well-being, there are limited studies examining health behaviors specifically as a potential mechanism in-between. Health promoting behavior refers to self-initiated and continuous activities undertaken for the purpose of increasing or promoting an individual's health and SWB [20]. Healthy lifestyles can help prevent chronic diseases such as cardiovascular diseases, cancer and mental health illness via biological and psychological mechanisms such as reversing cell aging and buffering stress, and therefore contribute to HRQoL [21]. A World Health Organization (WHO) cross-nation study of 35 countries found that lifestyle factors predicted about 60% of HRQoL among individuals [22]. There is ample evidence that individuals who engaged in health promoting behaviors would report better health and lower levels of disease and morbidity [23, 24]. Health promoting behaviors can also boost SWB by generating autonomy, mastery, meaning and affiliation [25]. Research among various populations has consistently shown that healthy lifestyle, such as moderate level of physical activity, healthy eating pattern, lower level of screen time, and stress management, is associated with better HRQoL and SWB [26–29]. Studies among community-dwelling Chinese older persons [30] and Chinese university students [31] documented that health promoting lifestyles were associated with better psychosocial SWB and lower depression.

Empirical evidence has shown that, social support may influence an individual physically and psychologically, which may initiate favorable health actions such as physical activity, diet, and compliance to medical treatments [19, 32, 33]. For instance, smokers receiving and perceiving extensive partner support have a higher rate of cessation or short-term withdrawal from smoking [34]. Other studies have also shown that people who are married [35, 36], have a larger social network [37, 38], or involved in religious communities [39] have a higher chance of adopting optimal health behaviors. One study of 941 adults in Hong Kong found that social support was associated with mental health promoting behaviors, which in turn was associated with better HRQoL and mental health [40]. There is also evidence that intervention that promoted social support were effective in improving healthy lifestyle and HRQoL among patients with chronic kidney disease [41].

Differential association among social support, health promoting behaviors, HRQoL and SWB in older and younger persons

Social support and health promoting behaviors may play different roles in life courses. However, few studies to date have examined the potential age differences in the

associations between these variables. Examining whether the association between social support, health promoting behaviors, HRQoL and SWB differ among across the older and younger sample will be necessary to develop interventions and policies in promoting health for people with different ages. The Socioemotional Selectivity Theory [42, 43] proposes that individuals' social goals change with age. Older individuals are more likely to focus on satisfying social and emotional goals and devote their time and energy on intimate social contacts, such as close friends and family. With strong ties being the main source of social support, older persons might be more likely to prioritize social support and perceive it as an important contributing factor to their SWB and HRQoL. A national survey among people ages 65 in Britain reported that social relationship was the most commonly cited (81%) component to their QoL [44]. Social support might have a stronger association with HRQoL and SWB in the older sample compared to the younger one.

The present study

The present study examined the association among social support, health promoting behaviors, HRQoL, and SWB in older and younger persons in Hong Kong. It is hypothesized that social support is positively associated with health promoting behaviors, which are positively associated with HRQoL and SWB. Social support also has direct positive associations with HRQoL and SWB. It is also hypothesized that the association between the variables will be stronger among the older population sample.

Methods

Participants and procedures

Participants were recruited from three local non-government organizations (NGOs) that provided community-based services to older and younger persons. Inclusion criteria for the older participants were 55 years old or above, intellectually capable, and able to comprehend Cantonese. Those who were diagnosed with dementia and any mental disorders, or unable to communicate verbally were excluded from the study. Inclusion criteria for the younger persons were aged between 12 and 35 years old, while other inclusion and exclusion criteria remained identical to those of the older persons' group.

The staff of the NGOs approached prospective participants and interested participants were invited to meet the research assistant at the NGO. The purpose and logistic of the study were first explained, then participants were assured that the study was voluntary, refusal to join the study would not affect any future services they would use, and they could withdraw from the study anytime. Those who agreed to take part in the study were

asked to provide written informed consent. Parents' consents were also sought for participants who were under 18 years old. The parents were fully informed the objective of the study and also the details of the questionnaire. After obtaining informed consent, participants were invited to fill in a questionnaire which took around 20 min to complete. Participants who were illiterate were assisted by research assistant to complete the survey. Ethics approval was obtained from Survey and Behavioral Research Ethics Board at the authors' institution (Ethics ID: S66500309).

Measurements

Perceived social support

The support subscale from the Comprehensive Inventory of Thriving (CIT) [45] was adopted to assess participants' level of social support. The original subscale contains three items which measure the level of social support participants received in general. The subscale has been translated and validated in Chinese sample [46]. In the present study, the three items were expanded into six items, in which three items measured level of social support received from family and relatives, and three other items measured level of social support received from friends and community members. Items were rated on a 5-point Likert Scale from 1 (strongly disagree) to 5 (strongly agree). The Cronbach alpha of the scale was 0.93. The two subscales, social support from family and relatives, and social support from friends and community members served as parcel indicators of social support in the present study. The overall score was averaged and ranged from 1 to 5 with higher score indicating a higher level of social support.

Health-promoting behaviors

Health promoting behaviors were measured by four items extracted from the Health Promoting Lifestyle Profile questionnaire [20]. The scale has been tested and validated among Chinese population [47]. One item each from the following subscale was extracted from the questionnaire: (1) Physical activity (i.e., exercised for three times a week), (2) Nutrition (i.e., followed a 3-low-1-high, i.e. low fat, low sugar, low salt, high fibre diet regime), (3) Interpersonal relations (i.e., maintained social contact with acquaintances), and (4) Stress management (i.e., applied any strategy to cope with stress), respectively. Items were rated on a 5-point Likert scale ranged from 1 (never) to 5 (always). The Cronbach alpha of the scale was 0.65. The four items served as parcel indicators of health-promoting behaviors in the present study. The final score ranged from 1 to 5 with higher score indicating better health lifestyles.

HRQoL

The EQ-5D-5L (EuroQoL) [48] was used to measure participants' health-related quality of life (HRQoL). The validated Hong Kong Chinese version was used in this study [49]. The EQ-5D-5L consists of two parts, namely the EQ descriptive system and the EQ visual analogue scale (EQ VAS). For the EQ-5D descriptive system, respondents indicated their health status on five dimensions: mobility, self-care, usual activities, pain/discomfort, and anxiety/depression. Each dimension was rated on five levels: no problems, slight problems, moderate problems, severe problems, and extreme problems. A locally validated algorithm was used to convert the rating into a single summary index. Possible score on this index ranged from -0.8637 (worse health) to 1.0 (full health) [50]. The Cronbach alpha of the scale was 0.67. For the EQ VAS, participants were asked to self-rate their health on a vertical visual analogue scale, where the endpoints are labelled 'the best health you can imagine' (score of 100) and 'the worst health you can imagine' (score of 0). The EQ VAS was used as a quantitative measure of HRQoL with a score of 1 to 100 (totally healthy) that reflected the participants' own judgement. The EQ descriptive system and EQ VAS served as parcel indicators of HRQoL in the present study.

SWB

The 3-item positive feelings subscale and one item from the life satisfaction (i.e. I am satisfied with my life) subscale from the CIT [45] were adopted to examine the participants' level of SWB. The CIT has been tested and validated in Chinese population [46]. Items were rated on a 5-point Likert Scale from 1 (strongly disagree) to 5 (strongly agree). The Cronbach alpha of the scale was 0.89. The four items served as parcel indicators of SWB in the present study. The overall score ranged from 1 to 5 with higher score indicating better SWB.

Data analysis

Descriptive statistics for the older and younger persons' samples were explored. The differences in the variables under study (i.e., social support, health promoting behaviors, HRQoL, and SWB) between the two sub-samples were examined using independent sample t-tests. To examine the associations among social support, health promoting behaviors, HRQoL and SWB, confirmatory factor analysis (CFA) was first conducted to evaluate the measurement model [51]. Structural equation modelling (SEM) was then employed to test the structural model for the whole sample [52]. Normality tests were performed by examining the skewness and kurtosis of all the outcome variables including social support, health promoting behaviours, SWB and HRQoL. Except for the two

constructs of HRQoL, all other variables were normally distributed with both the kurtosis and skewness less than 2. Due to the skewed nature of HRQoL instruments, we adopted the robust maximum likelihood method as the estimator which can be applied to non-normally distributed data in the SEM analysis [53]. Multi-group analysis was then performed to compare two structural models within the analysis: a restricted model with all parameters estimated to be equal across age groups, and an unrestricted model which all parameters estimated were allowed to differ across groups. To examine the significance of each path across groups, a series of models with different paths being constrained were also compared. All data analyses were performed using RStudio [54]. The R syntax of the abovementioned structural SEM and multi-group SEM model under different conditions was attached as Additional file 1: Appendix.

Goodness-of-fit indices, including incremental fit index (IFI), comparative fit index (CFI), root mean square error of approximation (RMSEA), and Standardized Root Mean Square Residual (SRMR) were used to evaluate the model fit. IFI and CFI range between 0 and 1, and values over 0.90 indicate a good fit [55]. A RMSEA and SRMR value with less than 0.05 means an excellent fit whereas a value between 0.05 and 0.08 reflects a reasonable fit [56]. The R syntax of these SEM models to calculate the model fit indices ("*fitMeasures*" function) and compare indices of different models ("*compareFit*" function) is also shown in the Additional file 1: Appendix. The sample size for the whole analysis is considered sufficient based on the widely used 10-time rules that the sample size should be greater than the maximum number of model links to a latent variable in the model [57]. The significance level of the whole analysis was set as 0.05.

Results

Descriptive statistics

In the period from April 2018 to March 2019, we collected 408 valid questionnaires (N=200 for the older persons' sample, N=208 for the younger persons' sample). The sociodemographic characteristics of the participants are presented in Table 1. The mean age of the overall sample is 44.31 (SD=27.58). For the older adults' sample, their mean age was 71.56 years old (range: 59–94; SD=8.00). Majority of the participants were female (90.0%) and had a primary or below level of education (85.0%). Slightly more than half of them (56.5%) were married, and 37.0% of them reported having a monthly household income of HKD 10,000 or below. For the younger persons' sample, their mean age was 18.10 years old (range: 12 to 35; SD=5.04). 123 of them were adolescents under 18 years old. For robustness check, we conducted the same analysis

Table 1 Sociodemographic characteristics of the sample (N = 420)

	Elderly (N = 200) M (SD) / N (%)	Youth (N = 208) M (SD) / N (%)	Difference between groups
Mean age (years)	M = 71.63 (8.16)	M = 18.10 (5.04)	N.A
Gender			
Male	20 (10.0%)	53 (25.5%)	N.A
Female	180 (90.0%)	155 (74.5%)	
Highest level of education obtained			
Primary or below	170 (85.0%)	149 (71.6%)	N.A
Secondary	12 (6.0%)	3 (1.4%)	
Diploma	6 (3.0%)	17 (8.2%)	
University or above	12 (6.0%)	39 (18.8%)	
Marital status			
Single	20 (10.0%)	207 (99.5%)	N.A
Married	113 (56.5%)	1 (0.5%)	
Widowed / divorced / separated	67 (33.5%)	0 (0.0%)	
Monthly household income (in HKD)			
\$10,000 or below	74 (37.0%)	20 (9.6%)	N.A
\$10,001 to \$20,000	27 (13.5%)	27 (13.0%)	
\$20,001 to \$30,000	9 (4.5%)	31 (14.4%)	
\$30,001 to \$40,000	3 (1.5%)	12 (5.8%)	
\$40,001 to \$60,000	8 (4.0%)	19 (9.1%)	
\$60,001 or above	7 (3.5%)	27 (13.0%)	
Unknown	72 (36.0%)	73 (35.1%)	
Social support	M = 3.80 (.71)	M = 3.85 (.75)	$t(406) = -.79$
Health promoting behaviors	M = 3.93 (.66)	M = 3.42 (.66)	$t(406) = 7.90^{***}$
SWB	M = 3.97 (.62)	M = 3.67 (.69)	$t(406) = 4.67^{***}$
HRQoL—EQ Index	M = .83 (.18)	M = .94 (.10)	$t(406) = -7.42^{***}$
HRQoL—EQ VAS	M = 80.85 (13.23)	M = 86.09 (12.31)	$t(406) = -4.14^{***}$

NA not applicable, SWB subjective well-being, HRQoL health-related quality of life

*** $p < .001$

with the adult sample (≥ 18 years old) as well and the results were similar with the whole sample (see Additional file 1: Tables S1 and S2 for the results of the SEM models). More than two-third of the participants were female (74.5%) and had a primary or below level of education (71.6%). All except one participant were single (99.5%).

The mean score of the variables under study is presented in Table 1. Results from independent sample t-tests showed that the older adults sample scored significantly higher in health promoting behaviors, $t(406) = 7.90$, $p < 0.001$ and SWB, $t(406) = 4.67$, $p < 0.001$ than their younger counterparts. On the other hand, they scored significantly lower in HRQoL ($t(406) = -7.42$ for EQ Index and $t(406) = -44.14$ for EQ VAS) than the younger counterparts.

Measurement model of the hypothesized model for whole sample

Table 2 presents the factor loadings of the measurement model for the whole sample. The measurement model yielded a good fit, CFI = 0.95, IFI = 0.94, RMSEA = 0.07, SRMR = 0.056. Standardized factor loading of the measurement model ranged from 0.41 to 0.92 and were all statistically significant at the $p < 0.001$ level.

Structural model of the hypothesized model

Results of structural equation modelling showed that the proposed model for the whole sample yielded a good fit (CFI = 0.95, IFI = 0.94, RMSEA = 0.07, SRMR = 0.056). In sum, social support was positively associated with health promoting behaviors ($\beta = 0.44$, 95% CI = [0.25,

Table 2 Unstandardized and Standardized Loadings for the measurement model

Parameter estimates	Standardized loading
Social support → Social support from family and relatives	.78
Social support → Social support from friends and community members	.80
Health promoting behaviors → Item 1	.50
Health promoting behaviors → Item 2	.48
Health promoting behaviors → Item 3	.69
Health promoting behaviors → Item 4	.57
SWB → Item 1	.69
SWB → Item 2	.87
SWB → Item 3	.92
SWB → Item 4	.80
HRQoL → EQ descriptive system	.41
HRQoL → EQ VAS	.86

0.63], $p < 0.001$), and SWB ($\beta = 0.20$, 95% CI = [0.04, 0.35], $p < 0.05$). Health promoting behaviors were positively correlated with SWB ($\beta = 0.42$, 95% CI = [0.27, 0.57], $p < 0.001$). The standardized path coefficients of the structural model are shown in Fig. 1.

Multi-group analyses by sample

Results of the multi-group analysis of the measurement model showed that the unrestricted model showed a

significantly better model fit (Models 1.1 and 1.2 of Table 3). Therefore, to examine the equality of the structural model across sample, all factor loadings were estimated freely.

Results of the multi-group analysis of the structural model showed that constraining either path in the model resulted in a significant change in model fit. Overall, comparison of the various models showed that Model 2.1, in which all parameters were estimated freely, showed the best fit to the model, CFI = 0.98, IFI = 0.97, RMSEA = 0.05, SRMR = 0.05) indicating that the association among social support, health promoting behaviors, HRQoL, and SWB differed across sample. Further analyses revealed that social support showed significant association with HRQoL ($\beta = 0.25$, 95% CI = [0.01, 0.49], $p < 0.05$) and SWB ($\beta = 0.37$, 95% CI = [0.12, 0.62], $p < 0.01$). Social support also had a significant association with health promoting behaviors in the older persons' sample ($\beta = 0.45$, 95% CI = [0.16, 0.75], $p < 0.01$) Furthermore, health promoting behaviors showed no significant association with HRQoL and SWB in the older persons' sample.

In the younger persons' sample, social support showed a significant positive association with health promoting behaviors ($\beta = 0.49$, 95% CI = [0.28, 0.72], $p < 0.001$), which in turn was positively associated with SWB ($\beta = 0.50$, 95% CI = [0.29, 0.70], $p < 0.001$) but not with HRQoL. However, social support also showed no significant associations with either SWB or HRQoL. Figures 2 and 3 present the standardized path coefficients and 95%

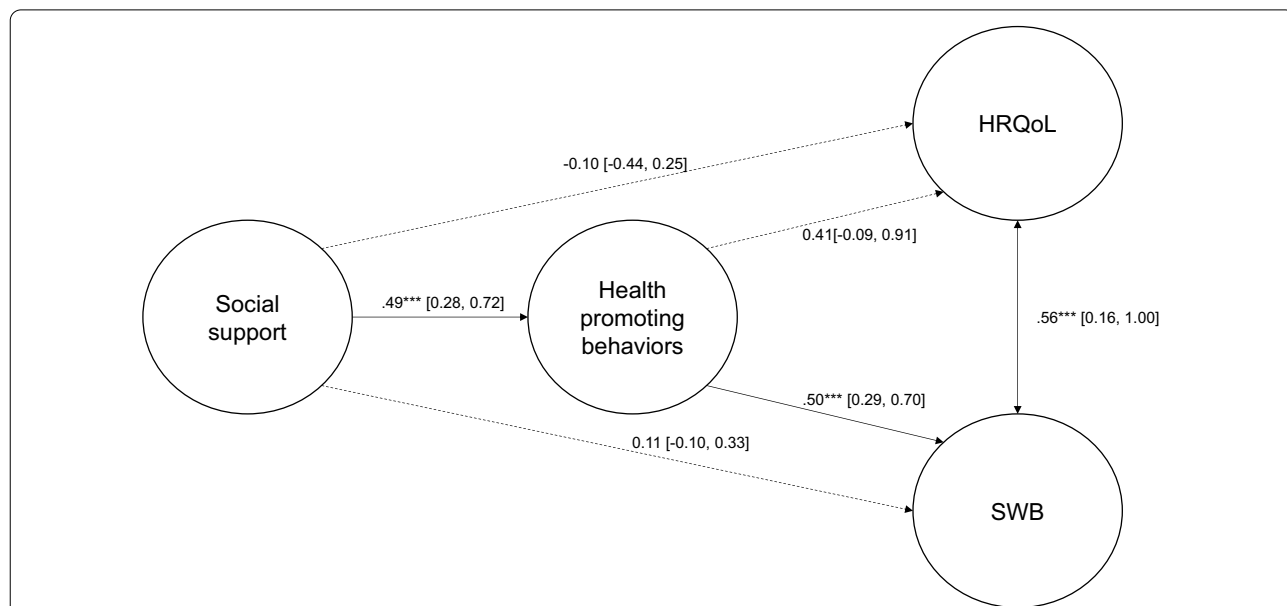


Fig. 1 Structural model of social support, health promoting behaviors, health-related quality of life, and subjective well-being for the whole sample. * $p < .05$, ** $p < .01$, *** $p < .001$

Table 3 Summary statistics for tested models in multi-group analyses

	CFI	IFI	RMSEA	SRMR
Measurement model				
Model 1.1	.98	.97	.05	0.05
Model 1.2	.90	.89	.09	0.10
Structural model				
Model 2.1	.98	.97	.04	0.05
Model 2.2	.87	.85	.10	0.11
Model 2.3	.90	.89	.09	0.10
Model 2.4	.87	.85	.10	0.11
Model 2.5	.93	.91	.07	0.08
Model 2.6	.88	.87	.09	0.10

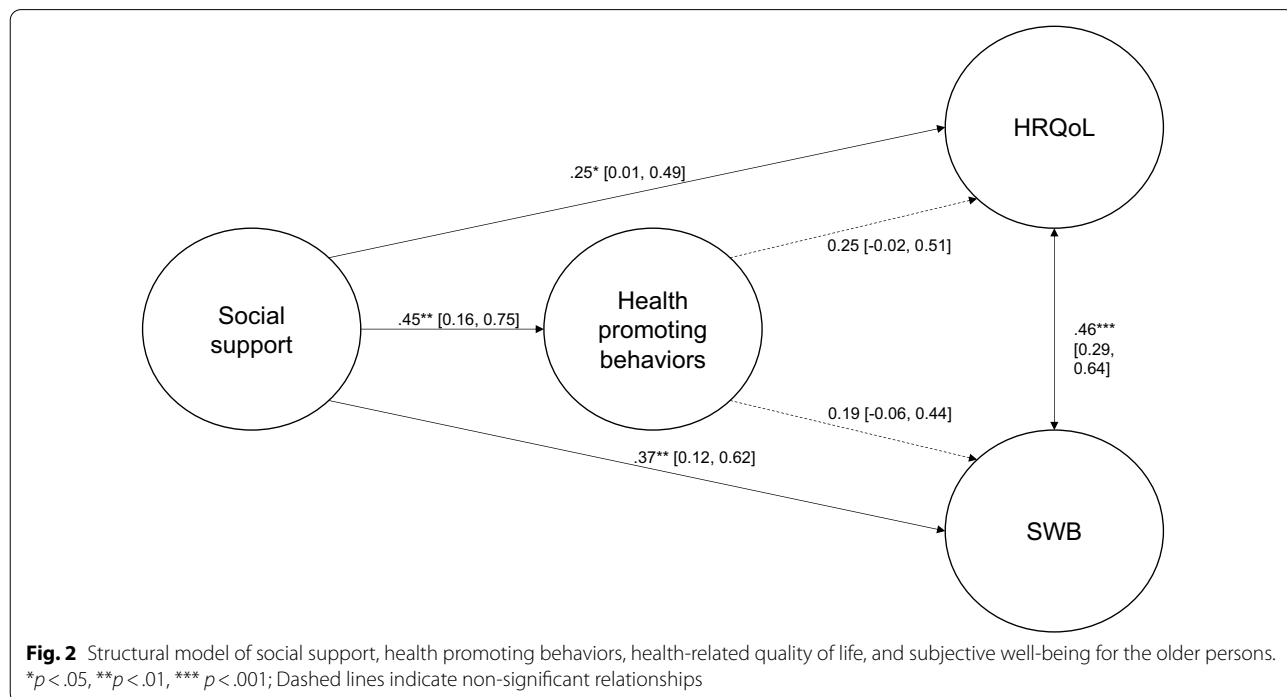
- 1.1 All factor loadings in the measurement model were estimated freely
- 1.2 All factor loadings in the measurement model were constrained to be equal
- 2.1 All path coefficients in the structural model were estimated freely
- 2.2 Path coefficient from social support to health promoting behaviors was constrained to be equal
- 2.3 Path coefficient from social support to HRQoL was constrained to be equal
- 2.4 Path coefficient from social support to SWB was constrained to be equal
- 2.5 Path coefficient from health promoting behaviors to HRQoL was constrained to be equal
- 2.6 Path coefficient from health promoting behaviors to SWB was constrained to be equal

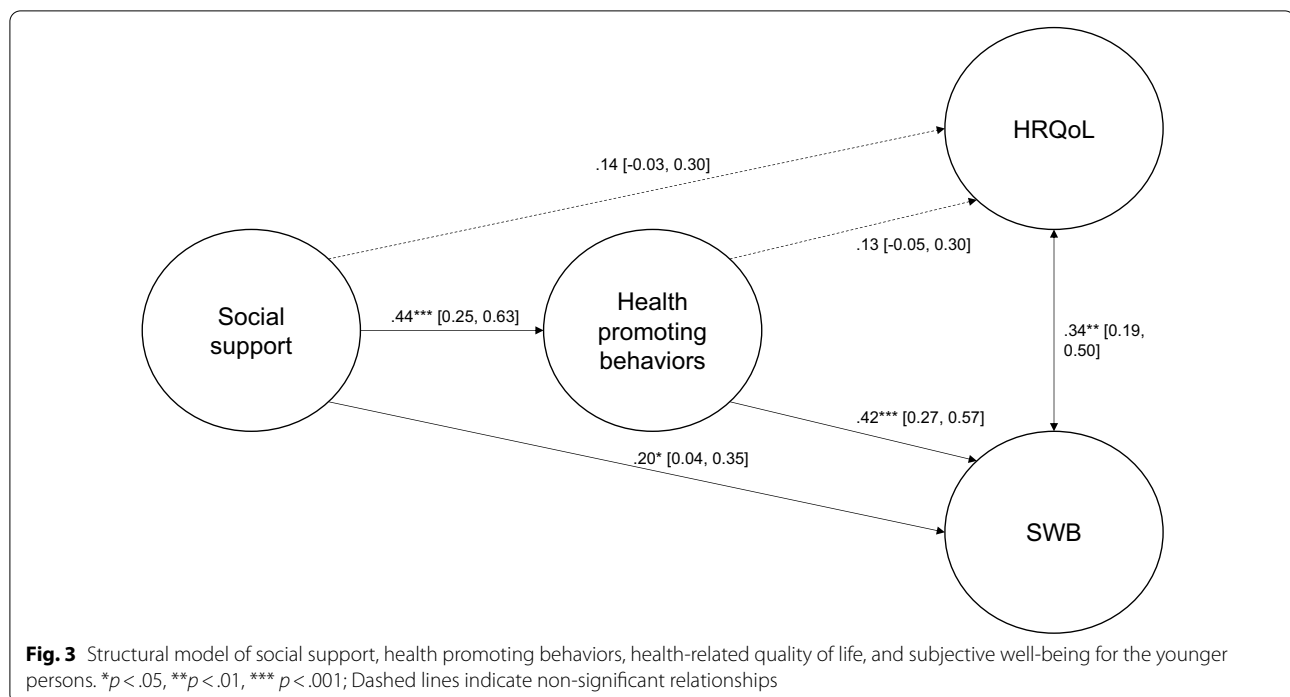
CI of the structural model for the older and younger persons' samples respectively.

Discussion

The present study examined the association among social support, health promoting behaviors, HRQoL, and SWB in older and younger persons in Hong Kong. In the whole sample, social support was directly associated with higher SWB. This is consistent with previous literature in the regard that how social support can act as instrumental and emotional resources for people to achieve better health outcomes [18, 19]. High levels of perceived social support might have a positive influence on psychosocial functioning and protection from mental health problems [58, 59]. Social support may boost one's feelings of respect, self-worth, and dignity, which contributes to better SWB [19]. They may also have more emotional or cognitive resources in meeting challenges or being more open to new challenges, which promote independence. Those with promising support from the community may also be more likely to demonstrate satisfaction with community services and conditions, which promote SWB [12].

The importance of social support is further emphasized in its indirect association with SWB through health promoting behaviors. Social support may also drive individuals into health promoting behaviors in different ways [60]. For example, participants' friends, family, and supportive others can provide informative and tangible forms of support, model positive health behaviors and promote mastery, provide encouragement for engaging in positive behaviors, or motivate them by showing





that barriers to the health promoting behaviors can be overcome [61–63]. They may also assist the individuals in attaining their health-related goals, or serve as agents of social control to positively influence health behaviors [64]. Health promoting behaviors were associated with higher SWB in the whole sample. These were consistent with the existing literature that some of the health promoting behaviors, e.g., physical activity, stress management, and managing interpersonal relationships, were also found to be linked to boosts in SWB [65, 66]. Health promotion behaviors, such as physical activities, can fulfill one's psychological needs such as generating autonomy, mastery, meaning and affiliation, leading to better SWB.

However, in the whole sample, neither social support nor health promoting behaviors had direct associations with HRQoL. A potential explanation is that over a half of the whole sample is younger people aged under 35 and there might be very little variations in their HRQoL due to their young age. HRQoL, compared to SWB, is more of an objective measure of their health conditions and therefore younger people's health may not be significantly influenced by social support or health promoting behaviors.

It is important to note a robustness check was conducted with the adult-only sample (≥ 18 years old) and the results were similar with the whole sample; the robustness of the results can thus be assumed.

Differential associations between variables across samples

While positive associations among social support, health promoting behaviors and SWB were observed in the whole sample, the present study also found that the associations between these variables varied across age groups. While social support was significantly protective of health promoting health behaviors in both younger and older groups, older participants' HRQoL and SWB were mainly predicted by social support, which is not the case among younger people. Such findings were in line with the literature that demonstrated social relationships as the most important source of health and well-being among the older persons, according to the socio-emotional selectivity theory [44].

Health promoting behaviors were found in explaining better SWB among the younger persons' but not the older persons' sample. It is consistent with previous literature regarding young people's lifestyle and their SWB. On the other hand, health promoting behaviors had no association with either HRQoL or SWB in the older sample. There could be several explanations. Adolescence is the beginning of developmental stage when individuals enjoy more autonomy with their decision making with regards to their health [67]. It may be plausible that the younger participants are at the stage when they need to learn the skills to formulate their own healthy lifestyles and maintain such habits into adulthood. They might therefore be more likely to appreciate the benefits of social support

on health promoting behaviors and the important role of health promoting behaviors on SWB, and have attributed their better SWB to healthy lifestyle. By contrast, older adults may have some pre-existing health behaviors which may not be considered “healthy”, and sticking to health promoting behaviors may not necessarily mean higher SWB and instead, may be a compromise of their preferred lifestyle for the sake of better physical condition. The differences between the younger and older sample in this study indicated that the associations between social support and people’s health and well-being differ by age. While social support can promote young people’s well-being via health promoting behaviors, for older people, there may probably be other mechanisms.

Implications

Findings of the present study have important implications for public health practice. Healthy lifestyle is a key element in disease prevention and better public health. Based on the social determinants of health framework, promoting healthy lifestyle has been initiated in the governmental policies of some countries, such as China, to improve population health [68]. SWB, featured by happiness and an individual’s own evaluation of life, should be put on policy agenda to inform public health decision-making [69]. This study provided some preliminary evidence consistent with the social determinants of health by highlighting the importance of social support in shaping both health behaviors and SWB. It requires the public health policy to take into consideration the need to foster social connection and social support among people, especially for those who face higher risk of social isolation (e.g., older adults who are widowed, disabled, or living alone etc.) to reduce health inequality [70, 71]. It may be particularly important for older persons, as they are more likely to experience social isolations and health declines [72]. Social support interventions could help individuals expand the existing social network so as to increase the emotional, informational, or tangible support that one could receive. Health care professionals could also improve the quality of social support from the individuals’ existing networks by equipping individuals with the skills to improve quality of social interactions, to seek for supportive help when needed, to reduce interpersonal conflicts, and to change negative perceptions of others [73].

While ample evidence has shown that encouraging health-promoting lifestyle can help promote or maintain HRQoL and SWB, findings of the present study call for special attention when considering the promotion of healthy lifestyle as its effect on HRQoL and SWB was not evident among the older persons. Given the significant and direct association between social support, HRQoL

and SWB among the older persons, social support should be highly emphasized in health promotion for them. Whereas for the younger persons sample, health promoting behaviors contribute substantially to the association between social support and SWB. Facilitating uptake of health promoting behaviors may be a suitable target for interventions aimed at promoting SWB for the young persons, Social support should also be emphasized, so that individuals are empowered within a supportive atmosphere that can facilitate their uptake and maintenance of health promoting behaviors.

Limitations

The present study is subject to some limitations. First, the study was cross-sectional in nature so causal inferences cannot be made. Recent studies have also documented the impacts of health on social capital and this calls for future studies to more closely examine the potentially bi-directional relationship between health and its social determinants [74]. However, it is important to note that the hypothesized relationships between the variables in the present study made theoretical sense. Longitudinal or experimental studies in the future should be conducted to examine the causal relationship between social support, health-related behaviors and health outcomes. For instance, randomized controlled trials could be developed to test the effectiveness of interventions regarding social support in changing people’s health behaviors and consequential outcomes. Second, data were measured using self-report which is subject to recall bias and over-reporting/underreporting. Third, participation was voluntary in nature, those who agreed to take part in the study might have better health and were more likely to engage in healthy lifestyles. Fourth, it is expected that participants’ HRQoL and SWB would also be affected by their medical background (e.g. presence of chronic conditions) but such information was not obtained in the study. Fifth, participants were recruited from only three NGOs in Hong Kong so the findings might not be generalizable to the general population. Sixth, participants were predominantly female and due to the unbalanced distribution of gender in our sample, we were not able to examine potential gender differences in the associations. Future studies should collect larger and more balanced sample to investigate potential gender differences.

Conclusion

The present study revealed differential associations among social support, health promoting behaviors, HRQoL, and SWB between the younger and older persons in Hong Kong, which provide important implications for public health services. Social support was directly associated with SWB and HRQoL among older persons instead of younger

persons. Social support indirectly associated with SWB through health promoting behaviors among the younger persons, but not the older persons. Age-specific strategies should be considered when promoting HRQoL and SWB, and prospective studies are warranted to confirm the causal relationships among the variables.

Supplementary Information

The online version contains supplementary material available at <https://doi.org/10.1186/s12955-022-01931-z>.

Additional file 1. Tables S1 and S2 for the results of the SEM models.

Acknowledgements

Not applicable.

Authors' contributions

Phoenix K. H. Mo: Conceptualization, methodology, analysis, writing original draft. Eliza L. Y. Wong: Conceptualization, methodology, supervision, review and editing the draft. Nelson C. Y. Yeung, Samuel Y. S. Wong, Roger Y. Chung: methodology, review and editing the draft. Alan C. Y. Tong, Jia Li: analysis, review and editing the draft. Chris C. Y. Ko: writing original draft. Eng-kiong Yeoh: Conceptualization, supervision, funding acquisition. All authors read and approved the final manuscript.

Funding

The study was supported by The Hong Kong Jockey Club Charities Trust (2017/0096/B).

Availability of data and materials

The datasets generated and/or analysed during the current study are not publicly available due to privacy or ethical restrictions but are available from the corresponding author on reasonable request.

Declarations

Ethics approval and consent to participate

The study was reviewed and approved by the Chinese University of Hong Kong Institutional Review Board.

Consent for publication

Not applicable.

Competing interests

The authors declare that they have no competing interests.

Author details

¹Centre for Health Systems and Policy Research, JC School of Public Health and Primary Care, The Chinese University of Hong Kong, Shatin, Hong Kong. ²Department of Psychology, The Chinese University of Hong Kong, Shatin, Hong Kong. ³Faculty of Medicine, The University of New South Wales, Sydney, Australia.

Received: 14 May 2021 Accepted: 28 January 2022

Published online: 04 March 2022

References

- Yin S, Njai R, Barker L, Siegel PZ, Liao Y. Summarizing health-related quality of life (HRQOL): development and testing of a one-factor model. *Popul Health Metr.* 2016;14:22-.
- Karimi M, Brazier J. Health, health-related quality of life, and quality of life: what is the difference? *Pharmacoeconomics.* 2016;34(7):645–9.
- OECD Publishing. OECD guidelines on measuring subjective well-being. OECD Publishing; 2013. Report No.: 9264191658.
- Tessier P, Leloirain S, Bonnaud-Antignac A. A comparison of the clinical determinants of health-related quality of life and subjective well-being in long-term breast cancer survivors. *Eur J Cancer Care.* 2012;21(5):692–700.
- Stephoe A, Mohabir A, Mahon NG, McKenna WJ. Health related quality of life and psychological wellbeing in patients with dilated cardiomyopathy. *Heart (British Cardiac Society).* 2000;83(6):645–50.
- Morsch CM, Goncalves LF, Barros E. Health-related quality of life among haemodialysis patients—relationship with clinical indicators, morbidity and mortality. *J Clin Nurs.* 2006;15(4):498–504.
- Østhus TBH, Preljevic VT, Sandvik L, Leivestad T, Nordhus IH, Dammen T, et al. Mortality and health-related quality of life in prevalent dialysis patients: Comparison between 12-items and 36-items short-form health survey. *Health Qual Life Outcomes.* 2012;10(1):46.
- Chida Y, Steptoe A. Positive psychological well-being and mortality: a quantitative review of prospective observational studies. *Psychosom Med.* 2008;70(7):741–56.
- Verdugo S, Barrera G, Hirsch S, Pia de la Maza M, Bunout D. Association between quality of life perception and five years mortality in community living older people. *Int J Geriatrics Gerontology.* 2017:103.
- O'Boyle CA. Measuring the quality of later life. *Philos Trans R Soc Lond B Biol Sci.* 1997;352(1363):1871–9.
- Levasseur M, St-Cyr Tribble D, Desrosiers J. Meaning of quality of life for older adults: importance of human functioning components. *Arch Gerontol Geriatr.* 2009;49(2):e91–100.
- Sirgy MJ, Gao T, Young RF. How does residents' satisfaction with community services influence quality of life (QOL) outcomes? *Appl Res Qual Life.* 2008;3(2):81.
- Zhang Y, Yeager VA, Hou S. The impact of community-based supports and services on quality of life among the elderly in China: a longitudinal study. *J Appl Gerontol.* 2018;37(10):1244–69.
- LaRocca MA, Scogin FR. The effect of social support on quality of life in older adults receiving cognitive behavioral therapy. *Clin Gerontol.* 2015;38(2):131–48.
- Brisette I, Cohen S, Seeman TE. Measuring social integration and social networks. In: Cohen S, Underwood LG, Gottlieb BH, editors. *Social support measurement and intervention: a guide for health and social scientists.* New York: Oxford University Press; 2000. p. 53–85.
- Cohen S, Gottlieb BH, Underwood LG. Social relationships and health. In: Cohen S, Underwood LG, Gottlieb BH, editors. *Social support measurement and intervention: a guide for health and social scientists.* New York, NY: Oxford University Press; 2000. p. 3–25.
- Verheijden MW, Bakx JC, van Weel C, Koelen MA, van Staveren WA. Role of social support in lifestyle-focused weight management interventions. *Eur J Clin Nutr.* 2005;59(Suppl 1):S179–86.
- Uchino BN, Bowen K, Kent de Grey R, Mikel J, Fisher EB. Social Support and Physical Health: Models, Mechanisms, and Opportunities. In: Fisher EB, Cameron LD, Christensen AJ, Ehler U, Guo Y, Oldenburg B, et al., editors. *Principles and concepts of behavioral medicine: a global handbook.* New York, NY: Springer New York; 2018. p. 341–72.
- Thoits PA. Mechanisms linking social ties and support to physical and mental health. *J Health Soc Behav.* 2011;52(2):145–61.
- Walker SN, Sechrist KR, Pender NJ. The health-promoting lifestyle profile: development and psychometric characteristics. *Nurs Res.* 1987;36(2):76–81.
- Nyandra M, Suryasa W. Lifestyle for stress buffer and reverse cell aging. *Int J Health Sci.* 2019;3(1):17–23.
- The WHO. cross-national study of health behavior in school-aged children from 35 countries: findings from 2001–2002. *J Sch Health.* 2004;74(6):204–6.
- May AM, Struijk EA, Fransen HP, Onland-Moret NC, de Wit GA, Boer JMA, et al. The impact of a healthy lifestyle on disability-adjusted life years: a prospective cohort study. *BMC Med.* 2015;13(1):39.
- Behrens G, Fischer B, Kohler S, Park Y, Hollenbeck AR, Leitzmann MF. Healthy lifestyle behaviors and decreased risk of mortality in a large prospective study of U.S. women and men. *Eur J Epidemiol.* 2013;28(5):361–72.

25. Newman DB, Tay L, Diener E. Leisure and subjective well-being: a model of psychological mechanisms as mediating factors. *J Happiness Stud.* 2014;15(3):555–78.
26. Laforge RG, Rossi JS, Prochaska JO, Velicer WF, Levesque DA, McHorney CA. Stage of regular exercise and health-related quality of life. *Prev Med.* 1999;28(4):349–60.
27. Schmitz N, Kruse J, Kugler J. The association between physical exercises and health-related quality of life in subjects with mental disorders: results from a cross-sectional survey. *Prev Med.* 2004;39(6):1200–7.
28. Dumuid D, Olds T, Lewis LK, Martin-Fernández JA, Katzmarzyk PT, Barreira T, et al. Health-related quality of life and lifestyle behavior clusters in school-aged children from 12 countries. *J Pediatr.* 2017;183:178–83.e2.
29. Tol A, Tavassoli E, Shariferad GR, Shojaezadeh D. Health-promoting lifestyle and quality of life among undergraduate students at school of health, Isfahan University of Medical Sciences. *J Educ Health Promot.* 2013;2:11.
30. Hua Y, Wang B, Wallen GR, Shao P, Ni C, Hua Q. Health-promoting lifestyles and depression in urban elderly Chinese. *PLoS One.* 2015;10(3):e0117998-e.
31. Lee RLT, Yuen Loke AJT. Health-promoting behaviors and psychosocial well-being of university students in Hong Kong. *Public Health Nurs.* 2005;22(3):209–20.
32. Mo PKH, Blake H, Batt ME. Getting healthcare staff more active: The mediating role of self-efficacy. *Br J Health Psychol.* 2011;16(4):690–706.
33. Kim C-J, Schlenk EA, Kim DJ, Kim M, Erlen JA, Kim S-E. The role of social support on the relationship of depressive symptoms to medication adherence and self-care activities in adults with type 2 diabetes. *J Adv Nurs.* 2015;71(9):2164–75.
34. Britton M, Haddad S, Derrick JL. Perceived partner responsiveness predicts smoking cessation in single-smoker couples. *Addict Behav.* 2019;88:122–8.
35. Yim HJ, Park HA, Kang JH, Kim K-W, Cho YG, Hur YI, et al. Marital status and health behavior in middle-aged Korean adults. *Korean J Fam Med.* 2012;33(6):390–7.
36. Zanjani S, Tol A, Mohebbi B, Sadeghi R, Jalyani KN, Moradi A. Determinants of healthy lifestyle and its related factors among elderly people. *J Educ Health Promot.* 2015;4:103.
37. Murillo R, Pirzada A, Wu D, Gallo LC, Davis S, Ostrovsky NW, et al. The association between family social network size and healthy lifestyle factors: results from the Hispanic Community Health Study/Study of Latinos (HCHS/SOL). *J Behav Med.* 2019.
38. Reeves D, Blickem C, Vassilev I, Brooks H, Kennedy A, Richardson G, et al. The contribution of social networks to the health and self-management of patients with long-term conditions: a longitudinal study. *PLoS One.* 2014;9(6):e98340.
39. Musick MA, House JS, Williams DR. Attendance at religious services and mortality in a national sample. *J Health Soc Behav.* 2004;45(2):198–213.
40. Mo PKH, Mak WWS. Application of the PRECEDE model to understanding mental health promoting behaviors in Hong Kong. *Health Educ Behav.* 2008;35(4):574–87.
41. Yen M, Chao S-M, editors. Helping relationships intervention enhances health-promoting lifestyle and quality of life. 28th International Nursing Research Congress; 2017 2017/07/20; Dublin, Ireland.
42. Carstensen LL. Social and emotional patterns in adulthood: Support for socioemotional selectivity theory. *Psychol Aging.* 1992;7(3):331–8.
43. Carstensen LL, Isaacowitz DM, Charles ST. Taking time seriously: a theory of socioemotional selectivity. *Am Psychol.* 1999;54(3):165–81.
44. Bowling A, Gabriel Z, Dykes J, Dowding LM, Evans O, Fleissig A, et al. Let's ask them: a national survey of definitions of quality of life and its enhancement among people aged 65 and over. *Int J Aging Hum Dev.* 2003;56(4):269–306.
45. Su R, Tay L, Diener E. The development and validation of the comprehensive inventory of thriving (CIT) and the brief inventory of thriving (BIT). *Appl Psychol Health Well Being.* 2014;6(3):251–79.
46. Duan W, Guan Y, Gan F. Brief inventory of thriving: a comprehensive measurement of wellbeing. *Chinese Sociol Dialogue.* 2016;1(1):15–31.
47. Teng HL, Yen M, Fetzer S. Health promotion lifestyle profile-II: Chinese version short form. *J Adv Nurs.* 2010;66(8):1864–73.
48. EuroQol—a new facility for the measurement of health-related quality of life. *Health policy (Amsterdam, Netherlands).* 1990;16(3):199–208.
49. Wong EL, Yeoh EK, Slaap B, Tam WW, Cheung AW, Wong AY, et al. Validation and valuation of the preference-based Healthindex using Eq-5d-5l In The Hong Kong population. *Value Health.* 2015;18(3):A27.
50. Wong ELY, Ramos-Goni JM, Cheung AWL, Wong AYK, Rivero-Arias O. Assessing the use of a feedback module to model EQ-5D-5L health states values in Hong Kong. *The patient.* 2018;11(2):235–47.
51. Anderson JC, Gerbing DW. Structural equation modeling in practice: a review and recommended two-step approach. *Psychol Bull.* 1988;103(3):411–23.
52. Byrne BM. *Structural equation modeling with AMOS: Basic concepts, applications, and programming.* Mahwah, NJ: Lawrence Erlbaum Associates Publishers; 2001. Structural equation modeling with AMOS: basic concepts, applications, and programming. xiv, 338 p.
53. Finney SJ, DiStefano C. Non-normal and categorical data in structural equation modeling. *Struct Eq Model: Second Course.* 2006;10(6):269–314.
54. RStudio Team (2020). *RStudio: Integrated Development for R.* RStudio, PBC, Boston, MA. <http://www.rstudio.com/>.
55. Bentler PM. Comparative fit indexes in structural equation models. *Psychol Bull.* 1990;107(2):238–46.
56. Browne MW, Cudeck R. Alternative ways of assessing model fit. In: Bollen K, Long JS, editors. *Testing structural equation models.* Newbury Park: Sage; 1993. p. 136–62.
57. Ranatunga RVSPK, Priyanath HMS, Megama RGN. Methods and rules-of-thumb in the determination of minimum sample size when applying structural equation modelling: a review. *J Soc Sci Res.* 2020;15(2):102–9.
58. Sheets RL Jr, Mohr JJ. Perceived social support from friends and family and psychosocial functioning in bisexual young adult college students. *J Couns Psychol.* 2009;56(1):152–63.
59. Sterrett EM, Jones DJ, McKee LG, Kincaid C. Supportive non-parental adults and adolescent psychosocial functioning: using social support as a theoretical framework. *Am J Community Psychol.* 2011;48(3–4):284–95.
60. Richmond CA, Ross NA. Social support, material circumstance and health behaviour: influences on health in First Nation and Inuit communities of Canada. *Soc Sci Med (1982).* 2008;67(9):1423–33.
61. Cruwys T, Bevelander KE, Hermans RCJ. Social modeling of eating: a review of when and why social influence affects food intake and choice. *Appetite.* 2015;86:3–18.
62. Reyes Fernández B, Warner LM, Knoll N, Montenegro Montenegro E, Schwarzer R. Synergistic effects of social support and self-efficacy on dietary motivation predicting fruit and vegetable intake. *Appetite.* 2015;87:330–5.
63. Gillison FB, Rouse P, Standage M, Sebire SJ, Ryan RM. A meta-analysis of techniques to promote motivation for health behaviour change from a self-determination theory perspective. *Health Psychol Rev.* 2019;13(1):110–30.
64. Tucker JS, Klein DJ, Elliott MN. Social control of health behaviors: a comparison of young, middle-aged, and older adults. *J Gerontol B Psychol Sci Soc Sci.* 2004;59(4):P147–50.
65. Netz Y, Wu MJ, Becker BJ, Tenenbaum G. Physical activity and psychological well-being in advanced age: a meta-analysis of intervention studies. *Psychol Aging.* 2005;20(2):272–84.
66. Segrin C, Taylor M. Positive interpersonal relationships mediate the association between social skills and psychological well-being. *Personality Individ Differ.* 2007;43(4):637–46.
67. Moilanen T, Pietilä A-M, Coffey M, Kangasniemi M. Adolescents' health choices related rights, duties and responsibilities: an integrative review. *Nurs Ethics.* 2016;25(4):418–35.
68. Donkin A, Goldblatt P, Allen J, Nathanson V, Marmot M. Global action on the social determinants of health. *BMJ Global Health.* 2018;3(Suppl 1), e000603.
69. Frijters P, Clark AE, Krekel C, Layard R. A happy choice: wellbeing as the goal of government. *Behav Public Policy.* 2020;4(2):126–65.
70. Shim RS, Compton MT. Addressing the social determinants of mental health: if not now, when? If not us, who? *Psychiatr Serv.* 2018;69(8):844–6.
71. Moore S, Kawachi I. Twenty years of social capital and health research: a glossary. *J Epidemiol Community Health.* 2017;71(5):513–7.
72. Courtin E, Knapp M. Social isolation, loneliness and health in old age: a scoping review. *Health Soc Care Community.* 2017;25(3):799–812.
73. Cohen S, Underwood LG, Gottlieb BH. *Social support measurement and intervention: A guide for health and social scientists.* New York: Oxford University Press; 2000.

74. Downward P, Rasciute S, Kumar H. The effect of health on social capital; a longitudinal observation study of the UK. *BMC Public Health*. 2020;20:466.

Publisher's Note

Springer Nature remains neutral with regard to jurisdictional claims in published maps and institutional affiliations.

Ready to submit your research? Choose BMC and benefit from:

- fast, convenient online submission
- thorough peer review by experienced researchers in your field
- rapid publication on acceptance
- support for research data, including large and complex data types
- gold Open Access which fosters wider collaboration and increased citations
- maximum visibility for your research: over 100M website views per year

At BMC, research is always in progress.

Learn more biomedcentral.com/submissions

